



Making the Case for Tribal Programs: Using Data to Demonstrate Efficacy

Presented by

Cynthia LaCounte, Director of the Office for American Indians, Alaskan Natives and Native Hawaiian Programs

Kristen Hudgins, Social Science Analyst, Office of Performance and Evaluation

August 31, 2017



Overview

- **ACL in Indian Country**
- **Title VI Program Overview**
- **Getting Better Data in Indian Country**
- **Better Collaboration with Indian Country**



Indian Country Defined

All land within the limits of any Indian reservation under the jurisdiction of the US Government...

Land that is located within the exterior boundaries of an Indian reservation is Indian Country.

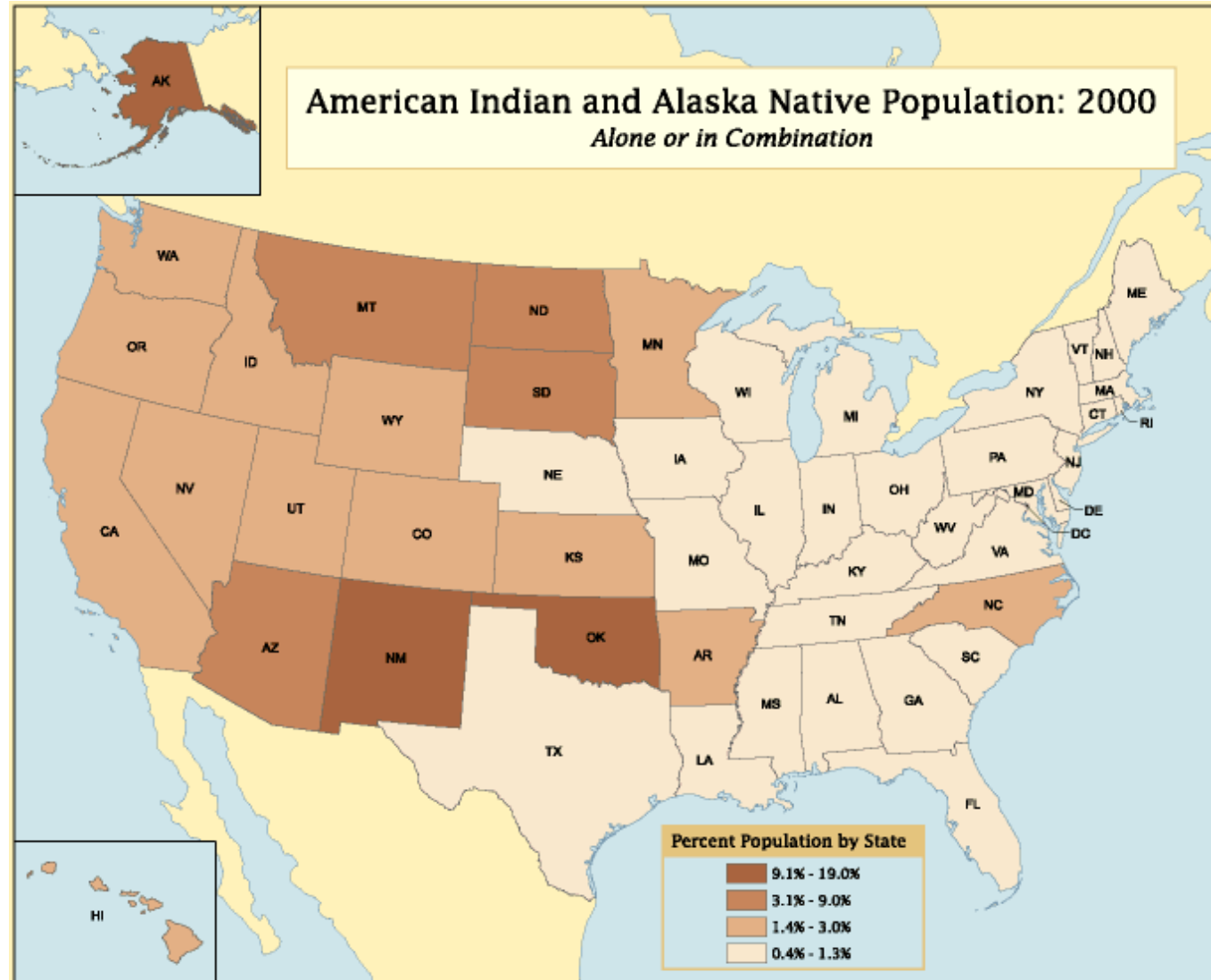
18 U.S. Code § 1151



Photo credit: Duhaime's Law Dictionary

American Indian and Alaska Native Population: 2000

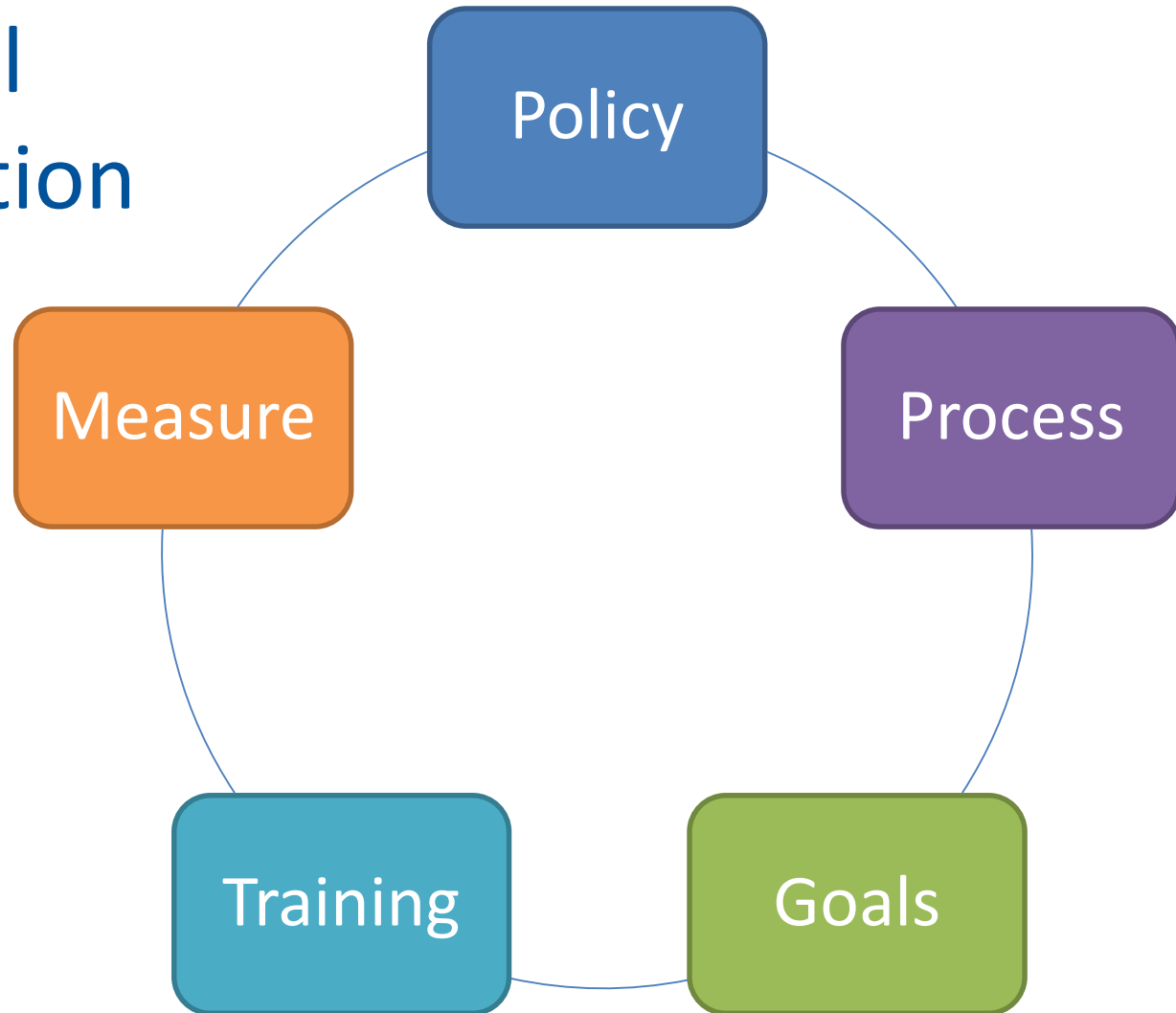
U.S. Census



ACL in Indian Country

- Administration on Disability
- Title III
- Title VII
- Tribal Consultation Policy
- Title VI

ACL Tribal Consultation



Title VI of the Older Americans Act

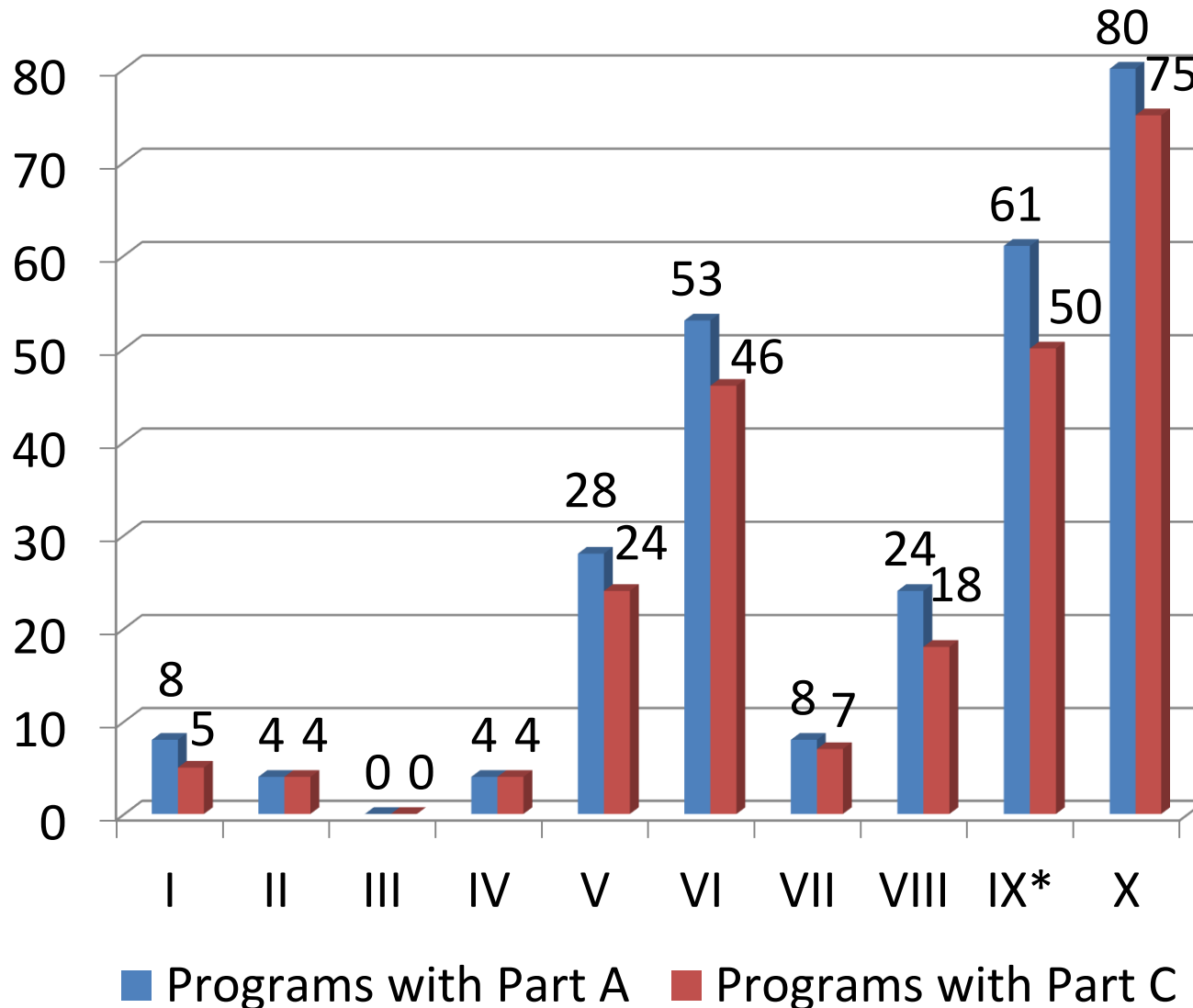
ACL funds programs that support American Indians, Alaska Natives and Native Americans in the areas of:

- Nutrition
- Supportive services
- Caregiver services

2017 -2020 Title VI Grantees by Region

Regions	Programs with Part A	Programs with Part C
I (CT, MA, ME, NH, RI, VT)	8	5
II (NJ, NY, PR, VI)	4	4
III (DE, DC, MD, PA, VA, WV)	0	0
IV (AL, FL, GA, KY, MS, NC, SC, TN)	4	4
V (IL, IN, MI, MN, OH, WI)	28	24
VI (AR, LA, NM, OK, TX)	53	46
VII (IA, KS, MO, NE)	8	7
VIII (CO, MT, ND, SD, UT, WY)	24	18
IX (AS, AZ, CA, CNMI, GU, HI, NV)	61* (one Part B)	50
X (AK, ID, OR, WA)	80	75
Total	270	233

2017 to 2020 Title VI Grantees by Region



Title VI by the Numbers*

- **Transportation Services:** Provided over 800,000 rides
- **Home-Delivered Nutrition Services:** Provided more than 2.6 million meals to more than 43,000 elders
- **Congregate Nutrition Services:** Provided more than 2.4 million meals to nearly 61,000 elders

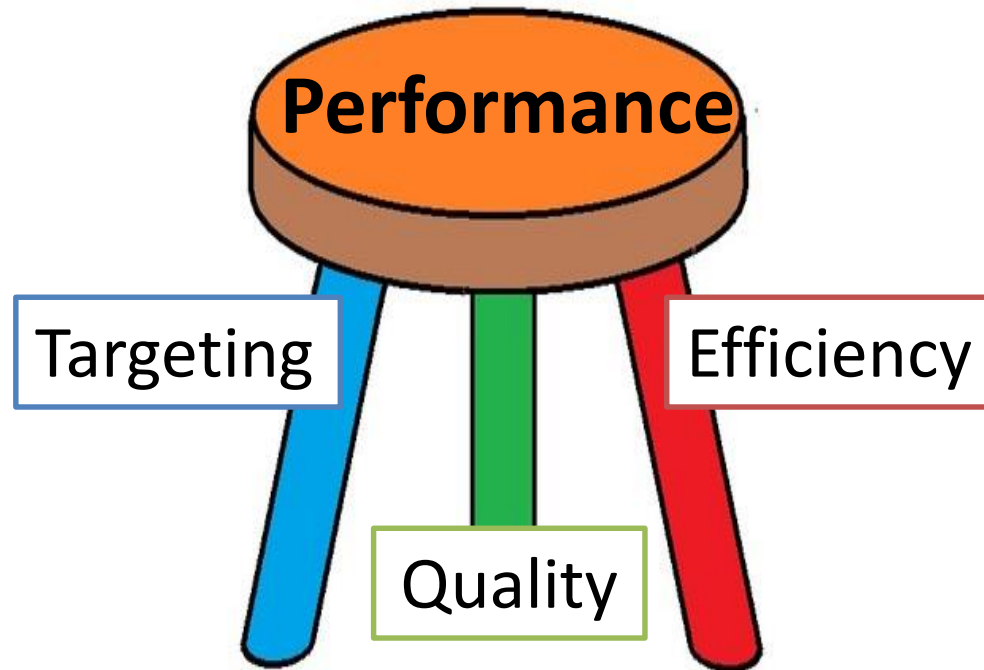
*Based on 2014 AGID Data: <https://agid.acl.gov/CustomTables/NA/Data/>

Title VI by the Numbers, cont.

- **Information, Referral, and Outreach Services:** Provided more than 845,000 hours of service
- **In-Home Services:** Provided over 1.26 million units of service
- **Caregiver Counseling and Support Group Services:** Provided more than 34,000 units of service
- **Caregiver Respite Services:** Provided more than 80,000 units service

*Based on 2014 AGID Data: <https://agid.acl.gov/CustomTables/NA/Data/>

ACL's 3-Legged Performance Strategy



www.agid.acl.gov

Updating Title VI Performance Indicators

Revisit

ACL Central Office Staff

Revise

ACL Regional Office Staff

Review

Title VI Directors

Finalize

Everyone

Title VI Reporting System Reboot




Why Evaluate?

- Build Capacity
- Improve Implementation
- Justify Funding



“Researchers are like mosquitoes;
they suck your blood and leave.”

~Alaska Native saying



Conducting Research in Indian Country

- Respect and accurately reflect the varied cultures and traditions among Native Americans
- Culturally appropriate research methods
- Address and highlight the diversity across tribal communities
- Build and maintain a trust between tribal communities and researchers

Community Participatory Evaluation

“Participatory evaluation is a partnership approach to evaluation in which stakeholders actively engage in developing the evaluation and **ALL** phases of its implementation.” (Zukaski, A., & Luluquisen, M., 2002)



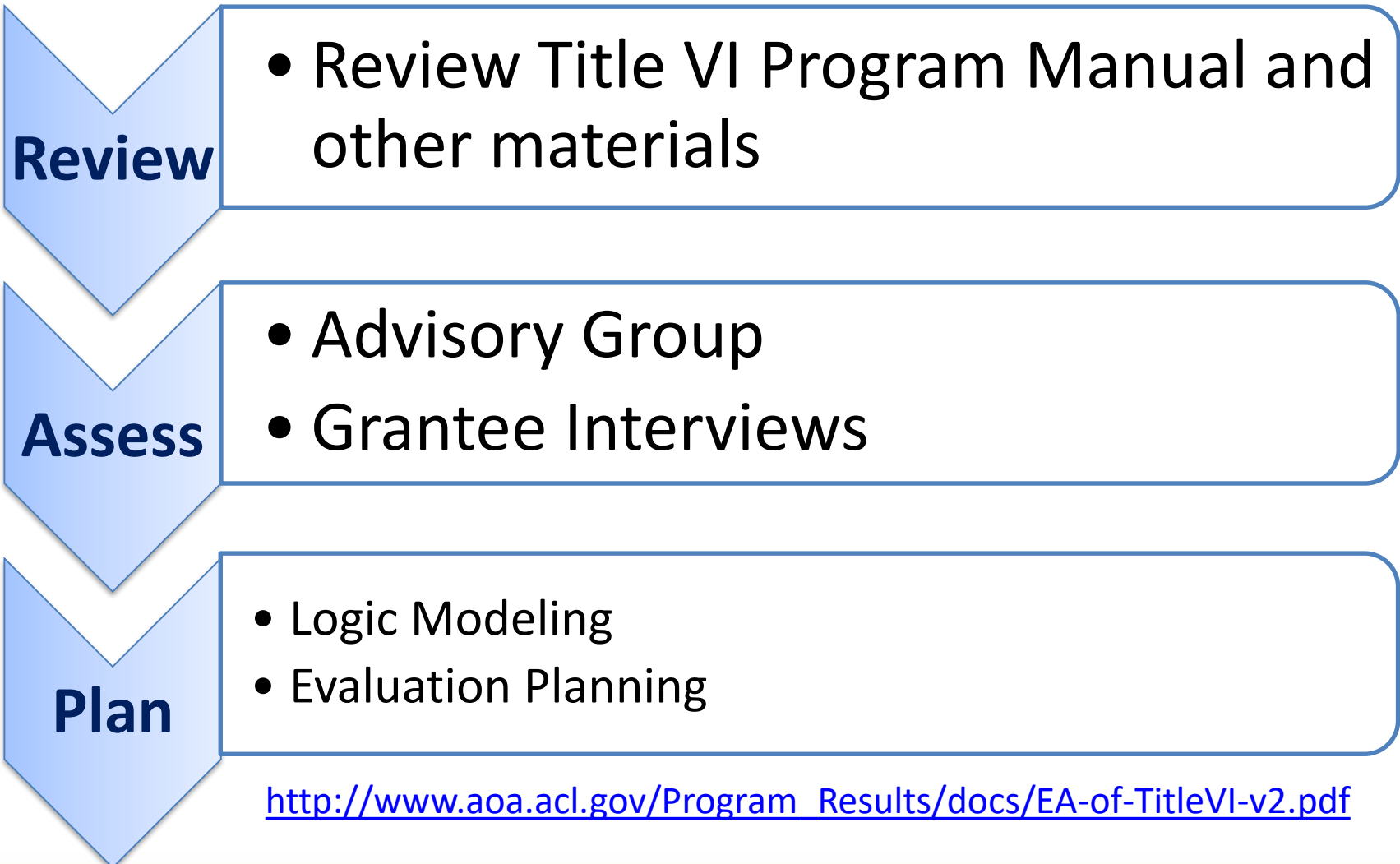
Participatory Framework for Title VI Evaluation



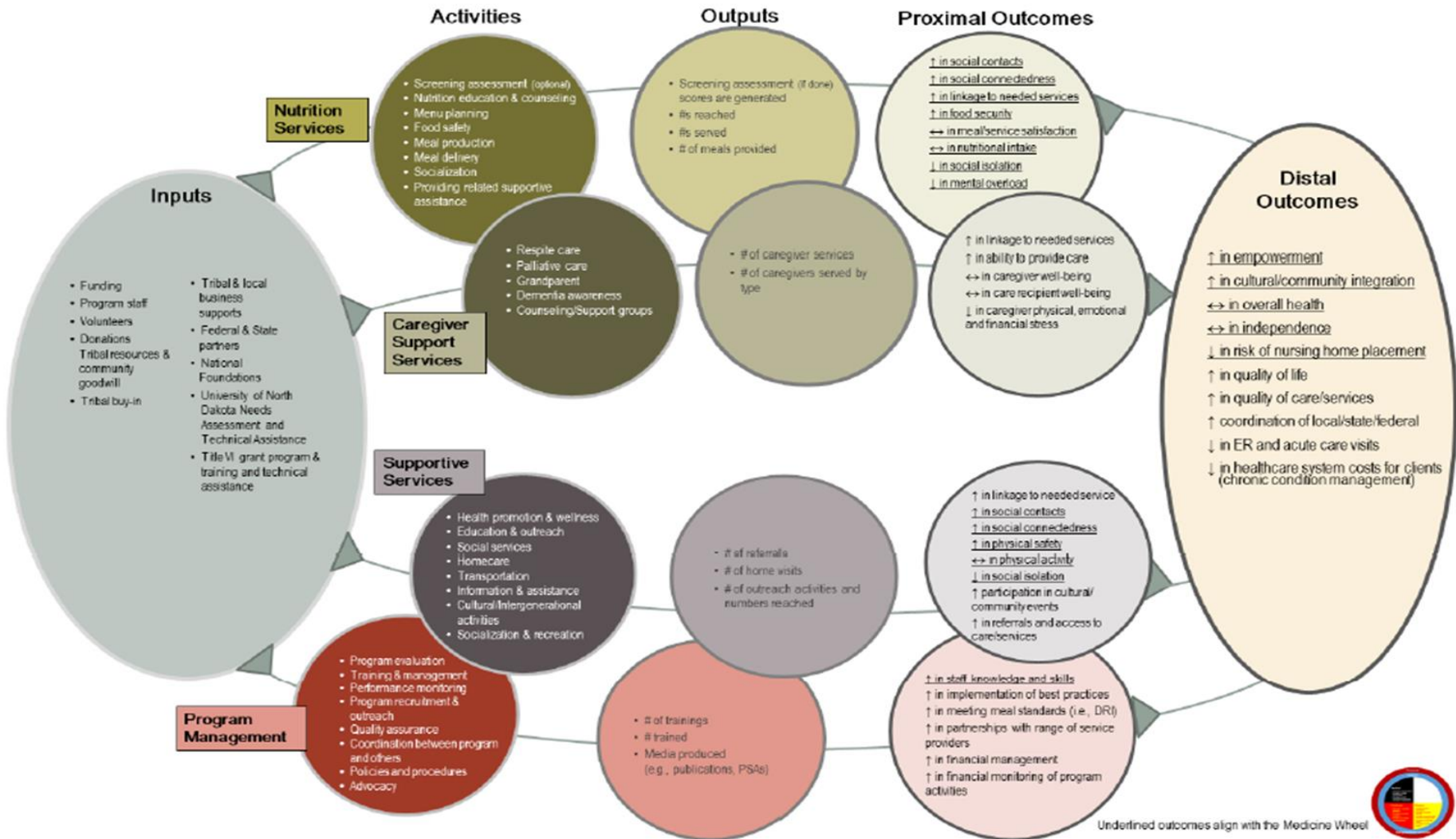
Benefits to Participation

- Staff Training
- Tribe-specific Data Analysis
- Evaluation Planning
- Improved Performance Measures

Framing the Title VI Evaluation



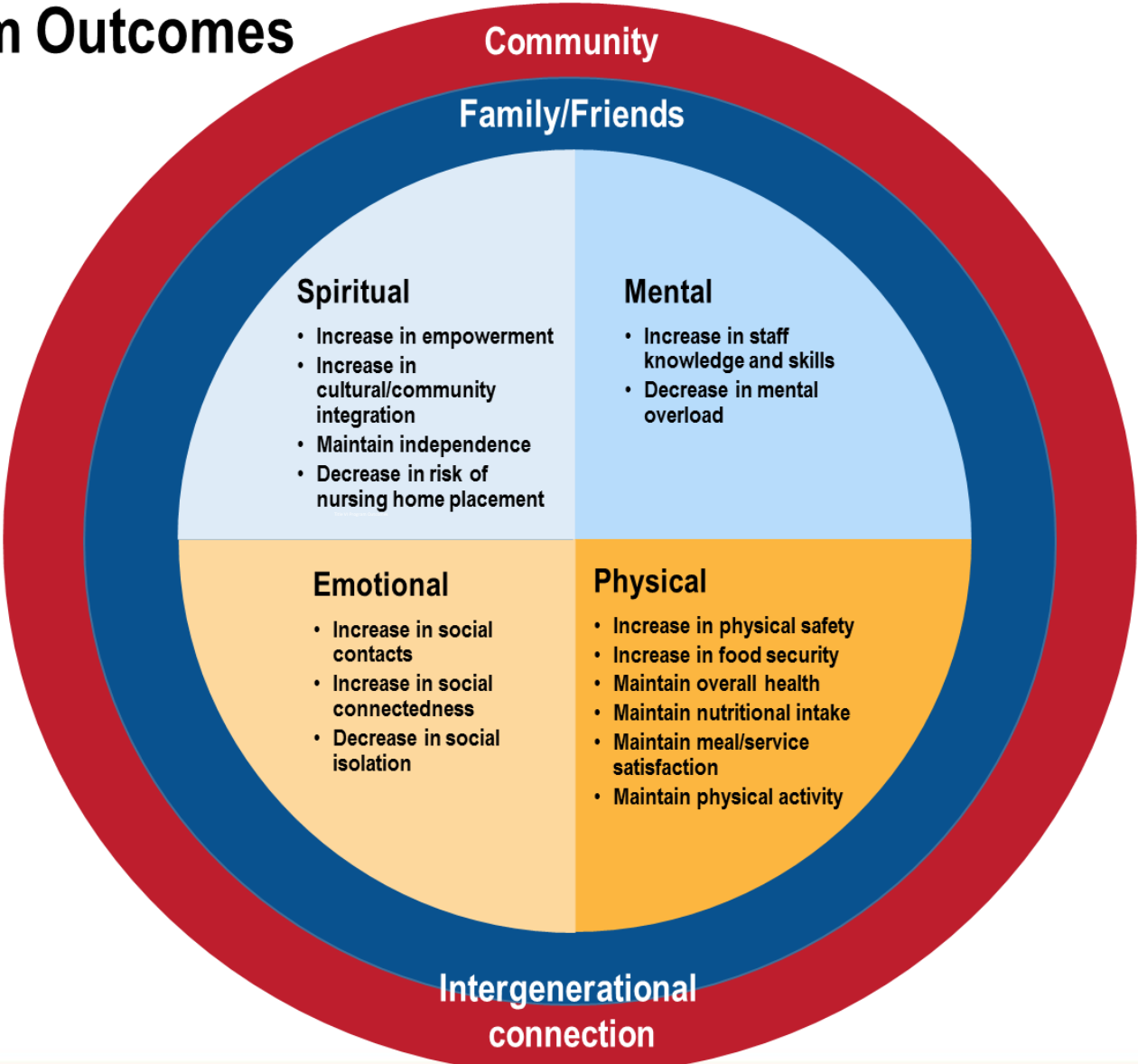
Title VI Logic Model



Underlined outcomes align with the Medicine Wheel



Title VI Program Outcomes



Long-Term Impacts of All Title VI Activities



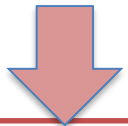
Increase in empowerment



Increase in quality of life



Increase in quality of care and services

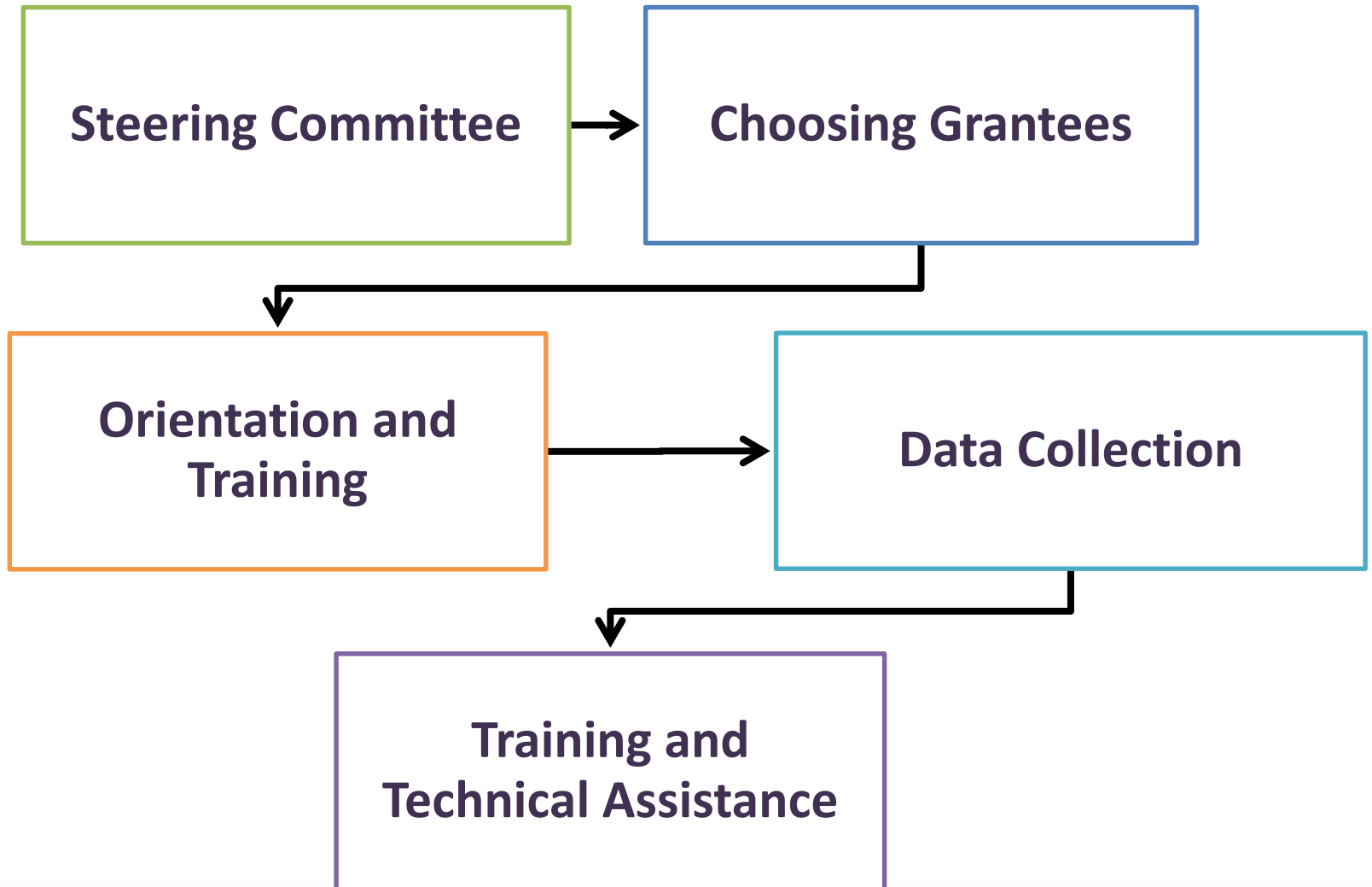


Decrease in ER and acute care visits



Decrease in risk of nursing home placement

Title VI Evaluation Components





Eligibility for Title VI Evaluation

- Current Title VI Grantee
- 2016 UND Needs Assessment

Data Collection

Title VI Director interviews and focus group

Congregate meal focus group

Home-delivered meal interviews

Caregiver focus group

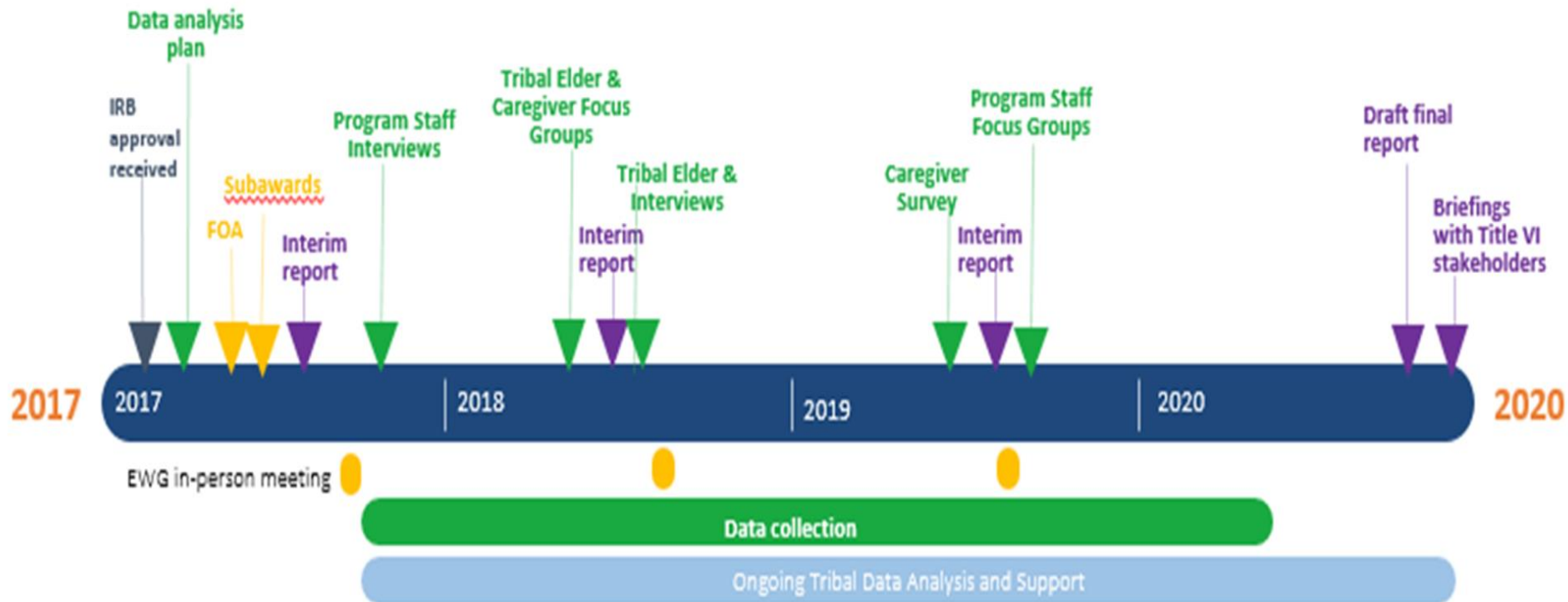
Caregiver Survey

EVALUATION

Compensation

- \$16,000 to \$18,000 awards over three years
- Evaluation training and technical assistance from ICF

Evaluation and Data Collection Timeline



Takeaways

Sovereignty

- <https://tribal.golearnportal.org>

Respect

- <https://store.samhsa.gov/shin/content/SMA08-4354/SMA08-4354.pdf>

Collaboration

- <http://nicoa.org/resources/nicoa-resources/>

Contact Information

Cynthia LaCounte, Cynthia.LaCounte@acl.hhs.gov

202-795-7380

Kristen (Krissy) Hudgins, Kristen.Hudgins@acl.hhs.gov,

202-795-7732

